

Features

- Cut and insert your own tile into the grate panel for a custom design that blends with the rest of your shower floor.
- Rigid, precision-machined tile-in grate panel offers best-in-class drain aesthetic.
- Easily field-trimmable to fit any showering space.
- Lightweight yet durable grate insert is easy to handle during installation and throughout product life.
- Thread-in, rubber-capped grate feet offer secure placement within drain channel.
- Feet are height-adjustable up to one inch and easily accessible through the top of grate for a faster, more precise installation.
- Requires K-32619 Kohler 1¼" linear drain channel.

Material

- Anodized aluminum construction.
- KOHLER finishes resist corrosion and tarnishing.


Installation

- Field trimmable to accommodate customize size and installation.

Included Components

Additional Components:

- End caps
- Mounting feet
- Stainless steel lift key
- Universal hardware kit



Codes/Standards

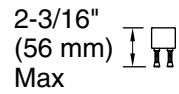
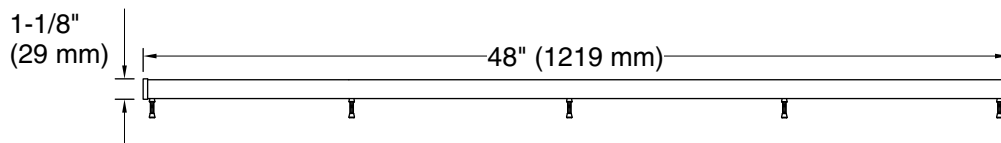
ASME A112.18.2/CSA B125.2

KOHLER® One-Year Limited Warranty

See website for detailed warranty information.



1 1/4" x 48" linear drain grate with tile-in panel
K-80651



Technical Information

All product dimensions are nominal.

Material: Anodized Aluminum