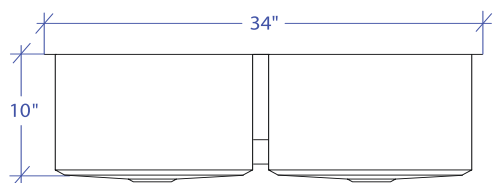
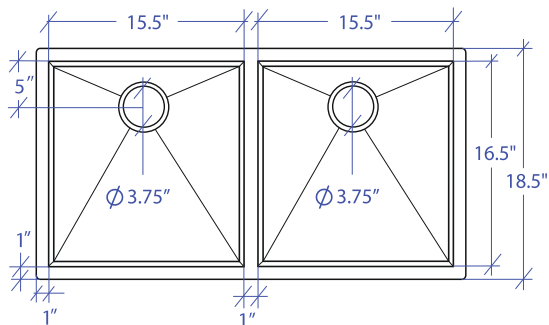


# ORION MOUD-654SB



\*Custom ADA compliant sinks are available



## • FEATURES

16-gauge type 304 stainless steel  
Bevel basin design

## • TECHNICAL INFORMATION

External dimension: 34"Lx18.5"Wx10"D  
Basin dimensions:  
Left: 15.5"Lx16.5"Wx10"D  
Right: 15.5"Lx16.5"Wx10"D

## • FINISHES

Satin Brushed stainless steel

## • INSTALLATION OPTIONS

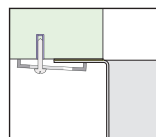
Top-mount  
Under-mount

## • MINIMUM CABINET SIZE (I.D.)

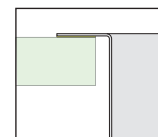
Top-mount 35"  
Under-mount 37"

## • US DESIGN PATENT D618,324 S

## • DUAL-MOUNT INSTALLATION




Under-mount




Top-mount


## • ACCESSORY OPTIONS



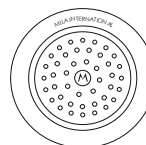
MBG-6503SB  
Basin Grid



MBG-6503SB  
Basin Grid



MCB-651BB  
Cutting Board



MKD-101SB  
Strainer

PROJECT INFORMATION			
Project			
Date	/ /	QTY	
Specifier			
Contact			
Note			